



IJITCE

ISSN 2347- 3657

International Journal of Information Technology & Computer Engineering

www.ijitce.com



Email : ijitce.editor@gmail.com or editor@ijitce.com

MISSING CHILD DISTINGUISHING FRAMEWORK USING DEEP LEARNING AND MULTICLASS SVM

Thumkunta Sai Kumar Reddy¹, Madagoni Poojitha², Lavanga Vaishali³, P Satyavathi⁴

^{1,2,3}B.Tech Student, Department of CSE (Internet of Things), Malla Reddy College of Engineering and Technology, Hyderabad, India.

⁴Associate Professor, Department of CSE (Internet of Things), Malla Reddy College of Engineering and Technology, Hyderabad, India.

Abstract— This project presents a novel approach to assist law enforcement agencies and communities in locating missing children by leveraging deep learning and Support Vector Machines (SVM). SVM & deep learning for distinguishing and categorizing distinguishing features in images of missing children. We propose a robust framework that automates the process of extracting and analyzing distinguishing attributes like unique identifiers from images. Enabling faster and more accurate matching against potential sightings or unidentified individuals. Our model demonstrates promising results in distinguishing features extraction and classification, offering a valuable tool to aid in the critical task of locating missing children and reuniting them with their families.

In India a countless number of children are reported missing every year. Among the missing child cases a large percentage of children remain untraced. This paper presents a novel use of deep learning methodology for identifying the reported missing child from the photos of multitude of children available, with the help of face

recognition. The public can upload photographs of suspicious child into a common portal with landmarks and remarks. The photo will be automatically compared with the registered photos of the missing child from the repository. Classification of the input child image is performed and photo with best match will be selected from the database of missing children. For this, a deep learning model is trained to correctly identify the missing child from the missing child image database provided, using the facial image uploaded by the public. The Convolutional Neural Network (CNN), a highly effective deep learning technique for image based applications is adopted here for face recognition. Face descriptors are extracted from the images using a pre-trained CNN model VGG-Face deep architecture. Compared with normal deep learning applications, our algorithm uses convolution network only as a high level feature extractor and the child recognition is done by the trained SVM classifier. Choosing the best performing CNN model for face recognition, VGG-Face and proper training of it results in a deep learning model

invariant to noise, illumination, contrast, occlusion, image pose and age of the child and it outperforms earlier methods in face recognition based missing child identification. The classification performance achieved for child identification system is 99.41%. It was evaluated on 43 Child cases.

Keywords— *Missing child identification, face recognition, deep learning, CNN, VGG-Face, Multi class SVM.*

I.INTRODUCTION

Children are the greatest asset of each nation. The future of any country depends upon the right upbringing of its children. India is the second populous country in the world and children represent a significant percentage of total population. But unfortunately a large number of children go missing every year in India due to various reasons including abduction or kidnapping, run-away children, trafficked children and lost children. A deeply disturbing fact about India's missing children is that while on an average 174 children go missing every day, half of them remain untraced. Children who go missing may be exploited and abused for various purposes. As per the National Crime Records Bureau (NCRB) report which was cited by the Ministry of Home Affairs (MHA) in the Parliament (LS Q no. 3928, 20-032018), more than one lakh children (1,11,569 in actual numbers) were reported to have gone

missing till 2016, and 55,625 of them remained untraced till the end of the year. Many NGOs claim that estimates of missing children are much higher than reported. 978-1-5386-7336-2/18/\$31.00 ©2018 IEEMostly missing child cases are reported to the police. The child missing from one region may be found in another region or another state, for various reasons. So even if a child is found, it is difficult to identify him/her from the reported missing cases. A framework and methodology for developing an assistive tool for tracing missing child is described in this paper. An idea for maintaining a virtual space is proposed, such that the recent photographs of children given by parents at the time of reporting missing cases is saved in a repository. The public is given provision to voluntarily take photographs of children in suspected situations and uploaded in that portal. Automatic searching of this photo among the missing child case images will be provided in the application. This supports the police officials to locate the child anywhere in India. When a child is found, the photograph at that time is matched against the images uploaded by the Police/guardian at the time of missing. Sometimes the child has been missing for a long time. This age gap reflects in the images since aging affects the shape of the face and texture of the skin. The feature discriminator invariant to aging effects has to be derived. This is the challenge in missing child identification compared to the other face recognition systems. Also facial appearance of child can vary due to changes in pose, orientation,

illumination, occlusions, noise in background etc. The image taken by public may not be of good quality, as some of them may be captured from a distance without the knowledge of the child. A deep learning [1] architecture considering all these constrain is designed here. The proposed system is comparatively an easy, inexpensive and reliable method compared to other biometrics like finger print and iris recognition systems.

II. RELATED WORKS

Earliest methods for face recognition commonly used computer vision features such as HOG, LBP, SIFT, or SURF [2-3]. However, features extracted using a CNN network for getting facial representations gives better performance in face recognition than handcrafted features. In [4], missing child identification is proposed which employees principal component analysis using Eigen vectors is used for face recognition system. FindFace is a website that lets users search for members of the social network VK by uploading a photograph [5]. FindFace employs a facial recognition neural network algorithm developed by N-Tech Lab to match faces in the photographs uploaded by its users against faces in photographs published on VK, with a reported accuracy of 70 percent. The “Tuanyuan”, or “reunion” in Chinese, app developed by Alibaba Group

Holding Ltd. helped Chinese authorities recover hundreds of missing children [6]. The app has allowed police officers to share information and work together with public.

III. WORK FLOW OF FACE RECOGNITION

Here we propose a methodology for missing child identification which combines facial feature extraction based on deep learning and matching based on support vector machine. The proposed system utilizes face recognition for missing child identification. This is to help authorities and parents in missing child investigation. The architecture of the proposed frame work is given below,

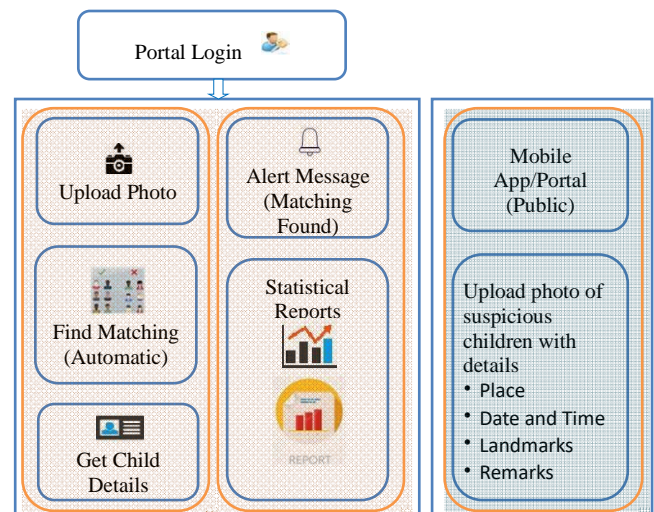


Fig. 1. Architecture of proposed child identification system

It consists of a national portal for storing details of missing child along with the photo. Whenever a child missing is reported, along with the FIR, the concerned officer uploads the photo of the missing child into the portal. Public can search for any matching child in the database for the images with them. The system will prompt the most matching cases. Once the matching is found, the officer can get the details of the child. The system also generates various statistical reports.

The public can upload photo of any suspicious child at any time into the portal with details like place, time, landmarks and remarks. The photo uploaded by the public will be automatically compared with photos of the registered missing children and if a matching photo with sufficient score is found, then an alert message will be sent to the concerned officer. The message will also be visible in the message box of the concerned officer login screen. The portal for the public can also be maintained as a mobile app, where he or she can upload photo of suspicious children with details. In the mobile app, location of the person updating the photo will also be automatically recorded.

Whenever public uploads photo of a suspected child, the system generates template vector of the facial features from the uploaded photo. If a matching is found in the repository, the system displays the most matched photo and pushes a message to the concerned Officer portal or SMSs

the alert message of matching child. Similarly the Officer can check for any matching with the database at any time using the proposed system.

In the following sections the paper details the work flow for child matching methodology. The flow chart of the automatic child face identification methodology is as shown in Fig 2.

Images of reported missing children are saved in a repository and the face area is selected for cropping to obtain input face images. Learned features from a Convolutional Neural Network (CNN), a specific type of deep learning algorithm, are used for training a multi class SVM classifier. This machine learning approach is used to correctly label the child using the name indicated in the database provided by the concerned authority.

IV. CONVOLUTIONAL NEURAL NETWORKS(CNN)

Convolutional Neural Networks (CNNs) are essential tools for deep learning methods and are more appropriate for working with image data [7]. CNNs or ConvNets are composed of series of interconnected layers and these layers consist of repeated blocks of convolutional, ReLU (rectified linear units), pooling layers and fully connected layers.

Convolutional layer convolves the input face image data with different kernels to produce activation maps or feature maps representing low

level features like edges or curves. This feature map is given to next convolutional layer producing activations which represent high level features indicating landmarks in face. The Convolutional layer basically defines a set of filter weights which are updated during network training.

ReLU followed by each convolutional layer introduces nonlinearity in the system. This layer applies the function $f(x) = \max(0,x)$ to the input data of the layer.

The pooling layers merge similar features into one by down sampling with suitable size. The basic idea behind pooling layer is that the relative position to other feature is more important than the exact location of a specific feature. It reduces the dimensions of feature maps and network parameters.

The final layer called fully connected layer outputs the number of classes. There are several fully-connected layers converting the 2D feature maps into a 1D feature vector, for further feature

representation.

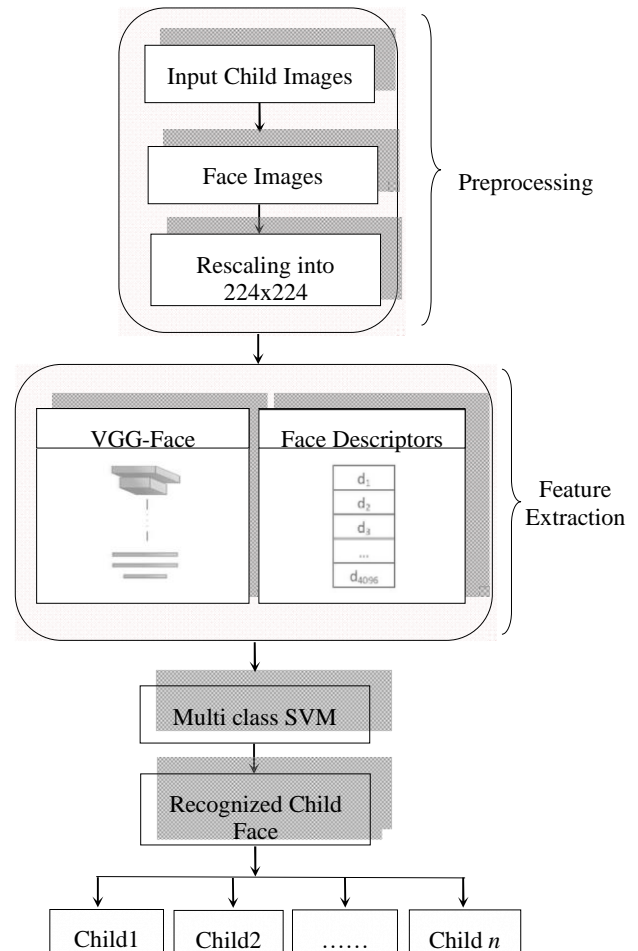


Fig. 2. Software Flow of face recognition system

A. VGG-Face CNN descriptor

A very deep CNN called VGG-Face network [8] is used for face recognition and its architecture is given in full detail in Fig 3. The CNN architecture comprises 11 blocks, each containing a linear operator followed by one or more nonlinearities such as ReLU and max pooling. The first eight such blocks are said to be convolutional as the linear operator is a bank of linear filters (linear convolution). It uses filters of size 3x3 with stride and pad of 1, throughout the network. All

the convolution layers are followed by a rectification layer (ReLU). Max pooling layers used only 2x2 size with stride 2. The last three blocks are fully connected layers, they are the same as a convolutional layer, but the size of the filters matches the size of input data, such that each filter provides representative data from the entire image. Output of the first two FC layers are 4096 dimensional and the last FC layer has 2622 dimensions followed by L-dimensional metric embedding. Optimization is done by stochastic gradient descent using mini-batches of 64 samples and momentum coefficient of 0.9

layer	0	1	2	3	4	5	6	7	8	9	10	11	12	13	14	15	16	17	18
type	input	conv	relu	conv	relu	mpool	conv	relu	conv	relu	mpool	conv	relu	conv	relu	conv	relu	mpool	conv
name	-	conv1_1	relu1_1	conv1_2	relu1_2	pool1	conv2_1	relu2_1	conv2_2	relu2_2	pool2	conv3_1	relu3_1	conv3_2	relu3_2	conv3_3	relu3_3	pool3	conv4_1
support	-	3	1	3	1	2	3	1	3	1	2	3	1	3	1	3	1	2	3
filt dim	-	3	-	64	-	-	64	-	128	-	-	128	-	256	-	256	-	256	-
num flts	-	64	-	64	-	-	128	-	128	-	-	256	-	256	-	256	-	-	512
stride	-	1	1	1	1	2	1	1	1	2	1	1	1	1	1	1	1	1	2
pad	-	1	0	1	0	0	1	0	1	0	0	1	0	1	0	1	0	0	1

layer	19	20	21	22	23	24	25	26	27	28	29	30	31	32	33	34	35	36	37
type	relu	conv	relu	conv	relu	mpool	conv	relu	conv	relu	conv	relu	mpool	conv	relu	conv	relu	conv	softmax
name	relu4_1	conv4_2	relu4_2	conv4_3	relu4_3	pool4	conv5_1	relu5_1	conv5_2	relu5_2	conv5_3	relu5_3	pool5	fc6	relu6	fc7	relu7	fc8	prob
support	1	3	1	3	1	2	3	1	3	1	3	1	2	7	1	1	1	1	1
filt dim	-	512	-	512	-	-	512	-	512	-	512	-	-	512	-	4096	-	4096	-
num flts	-	512	-	512	-	-	512	-	512	-	512	-	-	4096	-	4096	-	2622	-
stride	1	1	1	1	1	2	1	1	1	1	1	2	1	1	1	1	1	1	1
pad	0	1	0	1	0	0	1	0	1	0	1	0	0	0	0	0	0	0	0

Fig. 3. VGG-Face network architecture

V. PREPROCESSING

Preprocessing input raw image in the context of face recognition involves acquiring the face region and standardizing images in a format compatible with the CNN architecture employed. Each CNN has a different input size requirement. The photographs of missing child acquired by a digital camera or mobile phone are taken and categorized into separate cases for creating the database of face recognition system. The face region in each image is identified and cropped for getting the

input face images. The cropped face images are resized to 224x224 because VGGface network can process only RGB images in this particular size. The input to the deep network is fixed sized image with mean face image, computed from all the training set images, subtracted.

VI. EXTRACTION OF FACIAL FEATURES

VGG-Face is trained to recognize the 2622 identities and other classes can't be identified using this. But the activation vectors extracted from VGG-Face architecture can be used as the feature representations to classify each child category. The last classification layer is removed and extracts the 4K dimensional features from the first fully connected layers. The resulting feature vector is normalized by dividing each component by the L2 norm of this 4096 dimensional vector. Thus the pre-trained CNN VGG-Face is made to perform as an automatic facial feature extractor for training the classifier.

VII. MULTI CLASS SVM CLASSIFIER

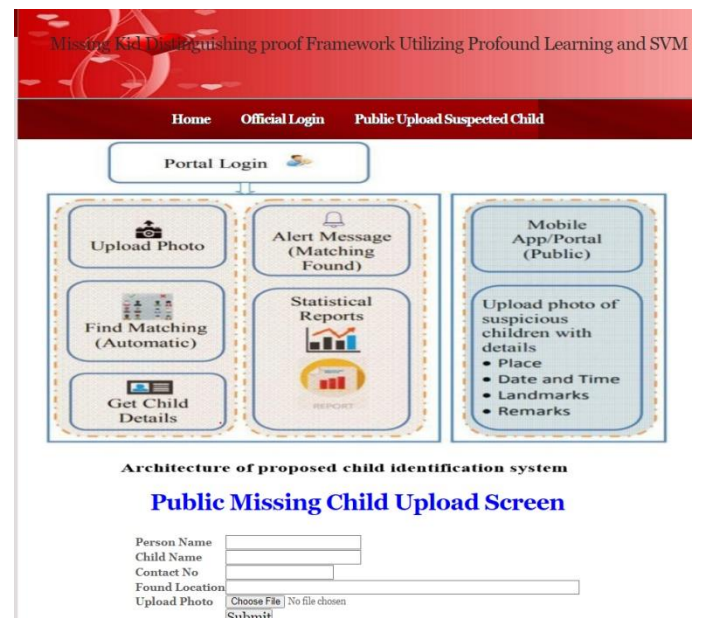
Each face image corresponds to a child and child face recognition is considered as an image category classification problem. The task is to classify input image uploaded by the public into one of the given category based on the image representation. Basically CNN architecture

consists of computational layers for feature extraction and a classifier layer at the final stage. The VGG-face CNN model employs the softmax activation function for labeled class prediction, suggesting the class each image belongs to. The softmax in the CNN layers is replaced with a multi class SVM trained with feature vector array from each image. One-versus-rest linear SVM classifier is used and is trained on the dataset. Extracted feature vector array is used to train this classifier. In its most simple type, SVM doesn't support multiclass classification natively. It supports binary classification and separating data points into two classes. For multiclass classification, the same principle is utilized after breaking down the multiclassification problem into multiple binary classification problems. The idea is to map data points to high dimensional space to gain mutual linear separation between every two classes. This is called a **One-to-One** approach, which breaks down the multiclass problem into multiple binary classification problems. A binary classifier per each pair of classes. Another approach one can use is **One-to-Rest**. In that approach, the breakdown is set to a binary classifier per each class. A single SVM does binary classification and can differentiate between two classes.

VIII. RESULTS AND DISCUSSIONS

We proposed an application that contains a methodology for identification of the children where missing in the society. With the help of

facial feature extraction based on deep learning model extracts the features. Initially the admin has a database which consists of missing child records. When public uploads a suspicious child on the roads or any other else than if that child will be present in the database then it notifies that child was found in the missing database where they found with the details. If not found in the database then it notifies that child was not found in the database.



The above screen which is public upload suspected child link to get the details of the suspicious child details.



The above screen shows that public uploading screen which contains details like personname, childname, contactnumber, location, photo.

Public Missing Child Upload Screen

Thank you for uploading. Child not found in missing database

Person Name

Child Name

Contact No

Found Location

Upload Photo Choose file | No file chosen

The above screen shows that the child was not found in the database after uploading the suspicious child through public.



The above screen which is the administrator module login

That he can view the database through the login.



Missing Kid app

Missing Kid Distinguishing proof Framework Utilizing Profound Learning and SVM

View Public Upload Missing Childs Status Logout

Portal Login

Upload Photo

Alert Message (Matching Found)

Mobile App/Portal (Public)

Find Matching (Automatic)

Statistical Reports

Upload photo of suspicious children with details

- Place
- Date and Time
- Landmarks
- Remarks

Get Child Details

Architecture of proposed child identification system

MISSING CHILD DATABASE

Upload Person Name	Child Name	Contact No	Found Location	Child Image	Uploaded Date	Status
kiran	raju	456448911332	near hanuman temple,komppli,mechal		2023-10-10 14:08:41	Child not found missing databa
ghan	shayam	123456708	near missammaguda temple,hyderabad		2023-10-10 14:25:03	Child not found missing databa
shiva	rai	90923020938	near hanuman temple,komppli,mechal		2023-10-10 14:26:03	Child not found missing databa

The above screen missing child database, here admin is going to check the status of the children in the database. if child is found then it displays child was found in the database otherwise displays child was not found in the database.

IX. CONCLUSION

A missing child identification system is proposed, which combines the powerful CNN based deep learning approach for feature extraction and support vector machine classifier

for classification of different child categories. This system is evaluated with the deep learning model which is trained with feature representations of children faces. By discarding the softmax of the VGG-Face model and extracting CNN image features to train a multi class SVM, it was possible to achieve superior performance. Performance of the proposed system is tested using the photographs of children with different lighting conditions, noises and also images at different ages of children. The classification achieved a higher accuracy of 99.41% which shows that the proposed methodology of face recognition could be used for reliable missing children identification.

X. FUTURE SCOPE

In future we will use some more efficient algorithms to improve accuracy and efficiency for my application.

XI. REFERENCES

- [1] Y. LeCun, Y. Bengio, and G. Hinton, "Deep learning", *Nature*, 521(7553):436-444, 2015.
- [2] O. Deniz, G. Bueno, J. Salido, and F. D. la Torre, "Face recognition using histograms of oriented gradients", *Pattern Recognition Letters*, 32(12):1598-1603, 2011.
- [3] C. Geng and X. Jiang, "Face recognition using sift features", *IEEE International Conference on Image Processing (ICIP)*, 2009.

- [4] Rohit Satle, Vishnuprasad Poojary, John Abraham, Shilpa Wakode, "Missing child identification using face recognition system", International Journal of Advanced Engineering and Innovative Technology (IJAEIT), Volume 3 Issue 1 July - August 2016.
- [5] <https://en.wikipedia.org/wiki/FindFace>
- [6] <https://www.reuters.com/article/us-china-trafficking-apps/mobileapp-helps-china-recover-hundreds-of-missing-childrenidUSKBN15J0GU>
- [7] Simonyan, Karen and Andrew Zisserman, "Very deep convolutional networks for large-scale image recognition", International Conference on Learning Representations (ICLR), April 2015.
- [8] O. M. Parkhi, A. Vedaldi, and A. Zisserman, "Deep Face Recognition," in British Machine Vision Conference, vol. 1, no. 3, pp. 1-12, 2015.
- [9] A. Vedaldi, and K. Lenc, "MatConvNet: Convolutional Neural Networks for MATLAB", ACM International Conference on Multimedia, Brisbane, October 2015.