



IJITCE

ISSN 2347- 3657

International Journal of Information Technology & Computer Engineering

www.ijitce.com



Email : ijitce.editor@gmail.com or editor@ijitce.com

DEEP POSE AND HUMAN POSE ESTIMATION VIA NEURAL NETWORK

Dr.Siddiqui Riyazoddin Alimoddin¹, Mohammed Khaja Iftequar Ali Khan²

Professor¹, Asst.Prof²

Department of cse

NAWAB SHAH ALAM KHAN COLLEGE OF ENGINEERING & TECHNOLOGY

NEW MALAKPET, HYDERABAD-500024

ABSTRACT

Deep Neural Networks are used to assess an individual's posture, and we present a technique for doing so. Deep Neural Networks are used to assess an individual's posture (DNNs). Regarding the subject's body joints, it is argued that the pose estimation problem may be conceived of as a DNN-based regression problem in terms of the subject's posture. In this paper, it is proven how to design a cascade of such DNN predictors, which leads in high precision position predictions for the target location. Pose reasoning can be completed in its entirety with the help of this technique, which has a clear yet strong formulation that takes advantage of the most current breakthroughs in deep learning technology to do this. Using four academic benchmarks with diverse real-world photographs, we present a complete empirical analysis that reveals state-of-the-art or higher performance on four academic benchmarks, as proven by the findings of four academic benchmarks.

1. INTRODUCTION

Recent years have seen a substantial increase in interest from the computer vision community in the problem of human posture estimation, which may be described as the difficulty of localisation of human joints. On the other hand, some of the issues associated with this issue can be detected, such as forced articulations, tiny and hardly visible joints, occlusions, and the necessity to capture the surrounding environment. Based on historical evidence, it is clear that the vast majority of research into this subject has been motivated primarily by the first difficulty: the need to search over the vast space of all possible articulated positions in order to obtain meaningful findings. Model articulations are easy in part-based models, and a variety of models that are capable of efficient inference have been developed during the last several years. This trade-off must be acknowledged, even though the aforementioned efficiency is achieved at the expense of limited expressiveness – the use of local detectors, which in many cases only reason about a single part; and, most importantly, the modelling of only a small subset of all interactions between body parts – in order to achieve the aforementioned efficiency. In spite of this knowledge, as indicated by the example, ways for thinking about posture in a holistic approach have been offered, with only sporadic success in real-world applications to yet. Throughout this research, we advocate for the development of a more comprehensive approach for estimating a human's posture. As a strategy for recognising objects, we make use of the most current breakthroughs in deep learning and provide an innovative classification algorithm based on Deep Neural Networks, which we call Deep Neural Network Classification (DNN). Deep neural networks (DNNs) have exhibited exceptional performance on visual classification tests as well as object localisation tasks in recent years, and this is expected to continue. Nevertheless, the subject of whether or not to use deep neural networks for exact localisation of articulated objects is still up in the air, and there is currently no definitive solution to it. In order to shed some light on this issue, we provide in this paper a clear and yet strong formulation of comprehensive human posture assessment as a deep neural network. For the goal of illustrating how to properly deal with the pose estimation problem in DNN settings, the problem is formulated as a joint regression problem in this research. The position of each body joint is predicted with the use of a 7-layered generic convolutional DNN as a regression model, which

uses the complete picture as an input and the position of each joint as a response to forecast the position of each joint. When using this formulation, it is good to use it in two separate ways. In particular, one advantage of using deep neural networks (DNNs) is their ability to gather the complete context of each body joint (each joint regressor uses the entire picture as a signal), which can then be stored in a single location. Most importantly, compared to approaches based on graphical models, the methodology is significantly less complicated to construct, as there is no requirement to explicitly create feature representations for parts or detectors for them, nor is there any requirement to explicitly design a model topology or interactions between joints.

We instead demonstrate that a general convolutional DNN may be trained to solve this problem as a substitute for the traditional approach. In addition, we suggest a cascade of DNN-based posture predictors that may be used in conjunction with one another to increase overall performance of the system. As a result of this sequence of events, the accuracy of joint localization has improved significantly. As a starting point, we train DNN-based regressors that enhance the joint predictions by incorporating higher resolution sub-images in the training set, starting with an initial posture estimate based on the entire picture. After we've trained the DNN-based regressors, we apply them to the complete picture that we've learnt to predict. Our findings reveal state-of-the-art results or outcomes that are better than state-of-the-art results when compared to all previously published findings in a single research, using four regularly used benchmarks. Our technique is successful in this case because we use images of people who have a significant amount of variance in both their looks and their articulations to illustrate its effectiveness. Finally, we demonstrate the effectiveness of generalisation by evaluating it across a large number of datasets.

2. LITERATURE SURVEY

A considerable amount of money has been donated to this cause by members of the Andriluka, Roth, and Schiele families. Several features of imagery structures have been investigated, including the identification of individuals and the evaluation of articulated posture. In a paper published by the CVPR in 2009, the authors demonstrate how object recognition and articulated posture estimate are two computer vision issues that are closely connected yet challenging to tackle at the same time. Over the years, a large number of models have been created, each of which is designed to deal with a specific issue, such as pedestrian detection or estimation of upper body position in television footage. This research argues that such specialisation may not be required and presents a general strategy for addressing the problem that is based on the framework of visual structures as a starting point for investigation. Throughout this research, it has been established that the proper selection of components for both appearance and spatial modelling is critical to the model's broad applicability and overall usefulness. In order to anticipate the emergence of separate body parts, densely sampled shape context descriptors and discriminatively trained AdaBoost classifiers are used in conjunction with discriminatively trained AdaBoost classifiers in order to predict the appearance of distinct body parts. A generative model also includes the normalised margin of each classifier, which is read as the likelihood of that classifier's classification outcome in a given situation. On the contrary, whilst Gaussians in the coordinate system corresponding to the joint between two parts are used to represent non-Gaussian interactions between the parts, Gaussian connections between parts are not used to describe non-Gaussian interactions between the parts. It is possible to obtain the marginal posterior of each component through the process of belief propagation, which is explained in further detail further down. Our findings suggest that a model of this type is equally suitable for both detection and posture estimation tasks, exceeding the present state of the art in both cases. We illustrate this with the use of three freshly provided datasets.

M. Dantone, J. Gall, C. Leistner, and L. Van Gool contributed significant contributions to this research, which made it feasible. The estimation of human posture is accomplished through the use of joint regressors that are dependent on the body components being studied. An investigation by the CVPR was published in 2013 with the title We study

the topic of predicting 2d human position from still shots acquired with a camera by using still images captured with a camera and analysed in this paper. Several studies have indicated that recent approaches to overcoming this problem, which depend on discriminatively trained deformable pieces organised in a tree model, are particularly effective in a variety of situations. It is our innovative, non-linear joint regressors that are the solution to the challenge of producing amazing component templates inside a visual structural framework that we have proposed. These regressors have not yet been published elsewhere. As joint regressors, we make use of two-layered random forests, which have shown to be highly successful in the past. Its first layer, which is formed of two layers, acts as a discriminative, independent body component classification technique. The second layer is a classification method that is discriminative and independent. This results in the second layer being able to anticipate joint positions by modelling interdependence and co-occurrence of the components, while taking into consideration the estimated class distributions derived from the first layer. A pose estimation framework is produced as a result, which takes into account dependencies between body parts early on in the process of joint localization, and which is thus able to avoid the usual ambiguities of tree topologies, such as those for the legs and arms, by taking them into account at an earlier stage in the process. The framework is implemented in Java. Our findings as a consequence of the testing illustrate how our body parts are interconnected through the joint r.

3. SYSTEM ANALYSIS

3.1 EXISTING SYSTEM:

Beginning with the earliest days of computer vision research and development, the concept of characterising articulated things in general, and human posture in particular, as a graph of pieces has been championed by researchers. Picturestructures (PSs), which were first introduced by Fishler and Elschlager and then made tractable and practical by Felzenszwalb and Huttenlocher, who used the distance transform approach to make them tractable and practical, are now widely used in computer graphics. Picturestructures (PSs) were first introduced by Fishler and Elschlager and then made tractable and practical by Felzenszwalb and Huttenlocher. As a result, a considerable number of PS-based models of practical importance were produced in the following years as a result of this. This technique, on the other hand, has the disadvantage of being less tractable than the prior approach since it makes use of a tree-based posture model with a simple binary potential that is not dependent on image data and hence is less tractable than the preceding approach. As a result, scholars have concentrated their efforts on improving the representational capacities of models while also guaranteeing that they are tractable. The use of more complex component detectors was employed in earlier attempts to do this, but they were eventually abandoned. In recent years, a diverse range of models describing complicated joint interactions have been suggested, revealing the breadth of options available to researchers. Yang and Ramanan [26] make use of a mixing model of component components in order to explain their conclusions. Johnson and Everingham conducted a large-scale investigation of mixture models, which integrate a variety of PSs. They found that (the whole model size).

DisAdvantages:

- It is impossible to foresee the posture as a result of this inability.
- No such thing as a specific time can be established.

3.2 PROPOSED SYSTEM:

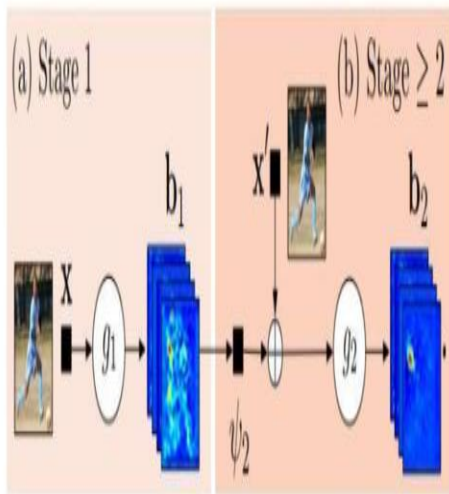
So we will treat pose estimation as a regression issue, in which we will train and apply a function $(x;k) \mathbb{R}^2$, which, given a picture of a pose vector, regresses to a normalised pose vector, where the parameter k specifies the parameters of the model. As a result of performing the normalisation transformation, the pose prediction y in absolute image coordinates may be represented as $y = N1$, where N is the normalisation transformation coefficient $((N(x); y))$ and y is the absolute image coordinates of the picture being predicted. Due to the fact that it is built on a convolutional Deep Neural Network, the method's power and complexity may be detected right away, despite the fact that it is based on a straightforward formulation (DNN). Unlike other types of networks, convolutional networks are made up of numerous layers, each of which is made up of two transformations: a linear transformation followed by a non-linear transformation, as seen in the picture. A picture of predetermined size is supplied as input, and the first layer adjusts it to a size equal to the number of pixels multiplied by the number of colour channels. When the second layer receives an image of a predefined size as input, it scales it to a size equal to the number of pixels multiplied by the number of colour channels in the picture. The objective values of the regression are provided by the last layer of the regression, which in this instance are $2k$ joint coordinates in our depiction in our example.

Advantages:

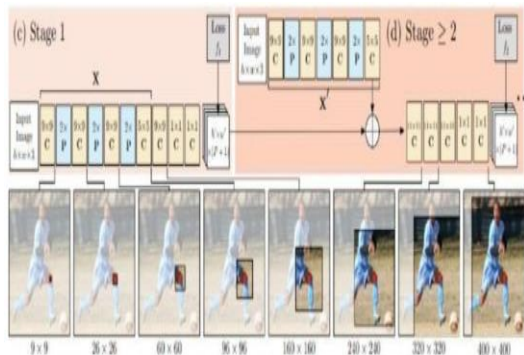
Can foresee what the posture will look like in advance

When contrasted to the passage of time, precision is paramount.

Novel Algorithm



The functions $g_1()$ and $g_2()$ are in charge of forecasting heatmaps in a programme (belief maps in the paper). The problem is depicted in the image above at a high degree of abstraction. Modules in Stage 1 are in charge of image feature computation, whereas Modules in Stage 2 are in charge of prediction and forecasting. Stage 1: Image feature computation The next part has a more in-depth illustration of the architectural structure. Is it anything you've noticed that the size of the receptive fields is becoming larger over time?



The number of stages in a CPM can be controlled by a hyperparameter in certain circumstances, while in others, it can have more than two stages. (In the vast majority of circumstances, the answer is three.) Unlike the first stage, which is set in stone, the second and subsequent stages are essentially replays of the preceding stage. Heatmaps and photographic evidence are used as input for Stage 2 of the technique, which takes place after Stage 1. In order to go on with the following step, it is important to have the geographical context provided by the input heatmaps. (This has been covered in greater depth in the study.) Conclusion On a high level, the CPM refines the heatmaps that it has developed as it progresses through the various phases. Through the use of interim supervision after each step, the scientists were able to avoid the problem of vanishing gradients, which is a typical challenge for deep multi-stage networks.

4.INPUT DESIGN

The input design is the method through which information systems and their users are linked to one another and communicate with one another. Development of standards and practises for data preparation, as well as the activities required to transform transaction data into a format that can be processed, are all part of this process. It is possible for the computer to inspect and read data from a written or printed document, or for data to be entered directly into the system by humans who have received specialised training. This process is concerned with decreasing the quantity of input required, handling mistakes and delay (if applicable), minimising unnecessary steps, and making the process as simple as possible for the end user to comprehend. While maintaining privacy and confidentiality, the input has been designed in such a manner that it gives both security and ease of use while also maintaining both security and comfort of use in the same instance. Following factors were taken into consideration for the aim of designing the input data stream:

What information should be submitted as input when it comes to the form?What type of information organisation structure or coding system should be utilised to organise the information?In this conversation, the participants will learn how to help the operational staff through the process of delivering feedback to the organisation.A mistake has occurred, and there are procedures to be followed in order to rectify the situation, as well as ways for producing input validations.

OBJECTIVES

The first input is labelled with the number one. System design is the process of translating a user-oriented description of the input into a computer-based system, which is also known as system development. In order to reduce data input mistakes and provide management with the appropriate instructions, it is necessary to have a well-designed computerised system in place. This will allow them to acquire accurate information from the computerised system. Part 2 discusses how to do this by creating user-friendly displays for data entry in order to manage large volumes of data efficiently. For data entry designers, the objective is to make data entering as simple and error-free as feasible for the user. The use of templates makes it possible to accomplish this objective. When entering data into the form, the page has been built in such a manner that it is possible to complete all of the data manipulations without needing to return to the previous page. It also has the capability of displaying information that has been collected.

3. Once the information has been submitted, it will do a validation check to confirm that it is correct. Using screens to enter information into a database is a common method of accomplishing this. The outcome is that users are not trapped in a state of constant bewilderment since the appropriate messages are given when they are required. A key objective of input design is to produce a user-friendly input layout that is simple to perceive and follow as a result of this.

The number 10 represents the output displays on the computer.

4.1 OUTPUT DESIGN

A high-quality product must meet the needs of the end user and be presented in a clear and understandable manner in order to be considered successful in the market. Results of processing are sent to users and other systems via a system's outputs, which are the method by which the results are made available to them. In this step, it is decided whether or not to release the information for immediate use, as well as how the hard copy output will be generated. It is seen by the user as the most significant and immediate source of information that is accessible to him or her at the time of the request. It is possible to aid the user in making decisions by providing a more efficient and intelligent output design that enhances the system's interaction with users.

1: The process of producing computer output should be meticulously thought out and prepared; the appropriate output should be developed while ensuring that each output part is designed in such a way that users will find the system to be simple to use and effective to use. During the process of analysing and developing computer output, analysts and designers should decide the specific output that is required in order to satisfy the requirements.

Determine which manner of conveying information is the most beneficial for you.

3. Save the information generated by the system on a piece of paper, in a report, or in any other format that is not associated with the system. If the output form of an information system is to be helpful, it must achieve one or more of the objectives listed below in one or more steps.


- Provide information on the organization's previous activities, current status, and long-term objectives.

v In the not-too-distant future

The occurrence of major events, opportunities, concerns, or cautions should be noted in this section.

v Trigger a series of events to take place.

v Acknowledge that an action has been completed.



5. CONCLUSION:

It has been reported that for the first time, deep neural networks (DNNs) have been used to detect the position of a person, according to our information. We have the benefit of being able to capture context and reasoning about posture in a complete manner because of our DNN-based regression model to the joint coordinates formulation of the issue and the given cascade of such regressors. Our ability to give results that are comparable with or better than the state-of-the-art has allowed us to tackle certain complex academic datasets in a more efficient manner. This is the strategy that we believe has contributed to our success. The ability of a general convolutional neural network,

which was initially created for classification tasks, to be transformed for use in the one-of-a-kind job of location estimation, which was previously unachievable, is also proven. One of our future focuses will be the exploration of innovative designs that may be more effectively adapted to localization challenges in general, and pose estimation in particular, than existing structures.

REFERENCES

- [1] M. Andriluka, S. Roth, and B. Schiele. Pictorial structures revisited: People detection and articulated pose estimation. In CVPR, 2009.
- [2] M. Dantone, J. Gall, C. Leistner, and L. Van Gool. Human pose estimation using body parts dependent joint regressors. In CVPR, 2013.
- [3] J. Duchi, E. Hazan, and Y. Singer. Adaptive subgradient methods for online learning and stochastic optimization. In COLT.ACL, 2010.
- [4] M. Eichner and V. Ferrari. Better appearance models for pictorial structures. 2009.
- [5] M. Eichner, M. Marin-Jimenez, A. Zisserman, and V. Ferrari. Articulated human pose estimation and search in (almost) unconstrained still images. ETH Zurich, D-ITET, BIWI, Technical Report No, 272, 2010.
- [6] P. F. Felzenszwalb and D. P. Huttenlocher. Pictorial structures for object recognition. *International Journal of Computer Vision*, 61(1):55–79, 2005.
- [7] V. Ferrari, M. Marin-Jimenez, and A. Zisserman. Progressive search space reduction for human pose estimation. In CVPR, 2008.
- [8] M. A. Fischler and R. A. Elschlager. The representation and matching of pictorial structures. *Computers, IEEE Transactions on*, 100(1):67–92, 1973.
- [9] R. Girshick, J. Donahue, T. Darrell, and J. Malik. Rich feature hierarchies for accurate object detection and semantic segmentation. In CVPR, 2014.
- [10] G. Gkioxari, P. Arbelaez, L. Bourdev, and J. Malik. Articulated pose estimation using discriminative armlet classifiers. In CVPR, 2013.